

SUMMERWAVE

<https://summerwaveheatpumps.com.au>
sales@summerwaveheatpumps.com.au

1300 989 489



All Specifications Subject to Change without Notice

Wi-Fi may not connect due to owner's modem connection circumstances.

Recommended to use in conjunction with a Solar Blanket.

Heat Pump sizing is influenced by ambient temperature, humidity, use of a pool/spa cover, night time temperatures, wind factor, pool/spa location, water features and if the unit is switched off overnight.

100% Australian Owned.

INVERTER

POOL & SPA HEAT PUMPS



Inver-Eco

Inver-Pro Vertical

InverX

Inver-Pro


SUMMERWAVE

About Summerwave

Industry leader in cutting edge Heat Pump Technology

Summerwave specialise in Pool & Spa Inverter Heat Pumps, that is all we do & we do it very, very well. Our Engineers are fully focused on designing and developing Heat Pumps that continually push the boundaries of technology to drive up efficiency whilst driving down energy costs, noise and the carbon footprint. SPASA, Australia's Pool & Spa Industry Body recognised our achievements by awarding Summerwave Inver-X as the most Sustainable Product at a State and at a National level.

Summerwave is Australian owned and operated and have become the most trusted Pool Heat Pump company in Australia. It is not surprising given Summerwave only use quality components, have market leading technology, exceptional performance, strong Warranty backed by outstanding post-sale customer service, coupled with independent TUV certification as well as the only Pool Heat Pumps in Australia to hold SAA Approvals.





Features & Benefits of a Summerwave Heat Pump

Features

- ✓ **Patented Energy Smart Design to create fluid use of energy and Turbo Boost (Function on Top Venting Models)**
Peace of mind that your heated water has been created with the most efficient use of power and least interruption to the environment. Turbo Boost gives up to 20% more heat (and cool) capacity meaning it will heat or cool faster and cheaper.
- ✓ **TUV Rheinland tested and SAA Certified**
Independent testing means you can trust the Specification data is accurate & true. SAA is Australian Certification which is not required or compulsory, but here at Summerwave we think it is important.
- ✓ **Soft 2 minute Start**
Smoother energy flow without sharp power spikes is kinder to the Heat Pump, Fuse Box & your House Electricity.
- ✓ **Twin Rotary DC Inverted Compressors**
More efficient than conventional (Single Rotary or Piston) compressors, using less electricity do the same job.
- ✓ **Automatic Speed Controlled Inverted Fan Motor**
Speed Control & Inverted fan increases efficiency with less noise than standard fan motors.
- ✓ **Spiral Titanium Tube in PVC Heat Exchanger**
*By spiraling the tubing, a greater surface area is used, resulting in a higher transfer of energy, meaning more heat is produced using less energy.
*By using Titanium instead of Stainless Steel or Copper it allows the Heat Exchanger to withstand salt & chlorine to extend its lifespan.

- ✓ **Eco-Friendly R32 Refrigerant Gas on every Heat Pump**
R32 Refrigerant Gas increases the efficiency of the Heat Exchange process and is kinder to the environment than the older Refrigerant Gases.
- ✓ **Reactive built-in water flow Switches**
Flow Switches automatically turn the Heat Pump on and off. You don't even have to use the built-in Timer just set the desired water temperature & leave the Heat Pump to do its thing until the end of your swimming season when you turn it off.
- ✓ **Strong, durable ABS or Brushed Aluminum-Alloy Cabinet**
ABS and Aluminum-Alloy are super durable materials that are built to last and will not rust or corrode.
- ✓ **Digital Touch Pad or Touch Screens with Home Screen Function & Error Codes**
See what is going on with your Heat Pump at a glance:
*the current water temperature coming in,
*the heated water returning to the pool,
*what temperature you have set,
*the mode it is in and if there is a problem, an error code.
- ✓ **Smart Controllers**
Set and forget: the Smart Controller does the thinking for you with automatic temperature control. All you have to do is turn it on, set the desired water temperature, and select the mode and swim.
- ✓ **Silence Mode**
So quiet, installation below a bedroom window is now a possibility. Some people think of this as 'Night Mode'
- ✓ **Built-in Timers**
Built-in Timers enable you to heat the water to fit into your swimming schedule
- ✓ **Automatic and Manual Reverse Cycle Defrost System**
The Defrost safety feature stops the expelled cold air from freezing over the Heat Pump and potentially bursting the plumbing or Heat Exchanger.
- ✓ **Will operate in ambient air as low as -15°C and as high as +43°C**
With such a low operating temperature your Heat Pump will heat your water no matter where you live in Australia.
- ✓ **Capable of heating up to 40°C**
High set point temperatures will give you full use of your Hydrotherapy Spa Jets.
- ✓ **Global Wi-Fi as standard**
Wi-Fi will enable roof or wall mounting as well as armchair operation of your Heat Pump.
- ✓ **Strongest Heat Pump Warranty in Australia**
With such a strong Warranty backed up by local on the ground assistance, enjoy peace of mind that if something goes wrong, Summerwave is there to help.



Differences between types of Heat Pumps

Standard Heat Pump:

regular start up, (just like your kettle or toaster) very short power spike for 30seconds of 6 x it's running current which is not long enough to trip the fuse, then heats the water. When temperature reached it will turn off. As it has a **Single Speed Compressor**. The process will repeat when the water temperature drops a few degrees.

Standard Inverter Heat Pump:

soft start, starts at zero amps and works its way slowly over 2 minutes up to its' running current, then it heats the water on High Speed. Has a **Three Speed Compressor** so when temperature is reached it will turn itself down to low or medium speed to maintain the heat. This is half the electrical cost of heat maintenance than a Standard Heat Pump.

Full Inverter:

Soft start. **Variable Speed Compressor** so instead of a single speed or 3 speeds to choose from, it will work its way down Hz by Hz until it gets to the lowest speed possible to maintain the water temperature. This is one third cheaper again than a Standard Inverter or two and a half times cheaper to maintain water temperature than a Standard Heat Pump.

Full Inverter Turbo Boost:

soft start, Variable Speed Compressor, **Turbo Boost Function**. When Turbo Boost is activated on the touch Screen, you will get 20% more heating capacity; i.e. an 18kw unit will Turbo Boost up to 21.5kw. This means it will heat up the water faster, therefore cheaper.

How to measure the efficiency of a Heat Pump

Standard Heat Pump:

Six times more efficient than a standard element heater. It's more efficient than Gas. Has a COP rating above 6, meaning for every **1kw of power that it draws, it will make more than 6kw of heat**. Thermostatically controlled meaning it will only heat when it needs to. Can heat & cool water.

Standard Inverter Heat Pump:

Has Soft Start Technology for a smoother energy flow and less burden on household electricity. **Almost 12 times more efficient than a standard element heater**, with a COP of up to 11.2, while maintaining the water temperature. Has a lower purchase price than a Full Inverter.

Full Inverter Heat Pump:

Has Soft Start Technology and **more than 15 times more efficient than a standard element heater** with COP of up to 15.5 while maintaining water temperature. Can heat and cool water. Has completely variable power, meaning it can adjust itself Hz by Hz to keep your water at the desired temperature. Particularly useful for those that cannot tolerate even a one degree change in water temperature with the advantage of lower power bills.

Heat Pump equation:

$(3.142 \times \text{kW}) / (\text{pool volume in kilolitres} \times 4) = \text{degrees Celsius temperature rise per hour}$
 ie $(3.142 \times 35 = 109.97) / (60 \text{ kilolitres} \times 4 = 240\text{kl}) = 0.454 \text{ degrees C per hour}$.
 Environmental factors can affect the heat pump equation



Inver-Eco

The cost-efficient Inverter

Built with families in mind, the Inver-Eco Heat Pump will heat your pool water quietly and efficiently with minimal fuss while maintaining an Eco-Friendly status. Easy to use Touchpad Controller with WiFi included as standard makes it a breeze to keep your pool warm from wherever you may be. For those of us that are concerned about our environment, R32 Gas is standard and when paired with Solar PVC Panels (to offset your house electricity use & associated costs) it is entirely possible to obtain Net Zero pool heating for the extended swimming season. Here at Summerwave, we get excited at that prospect.

COP up to 11.8



7 Times quieter running

Average 49 dB(A) at 1m



WIFI function for remote control



Other Advantages

- ✓ Co Efficiency of Performance (COP) as high as 11.8
- ✓ Fast heat and automatic stepped heat maintenance
- ✓ Eco-Friendly R32 Refrigerant Gas
- ✓ Built-in Flow Switches, Pressure & Low/High Temperature Safety Sensors
- ✓ Easy to use, set & forget Controller with LCD Touchpad
- ✓ Smart & Silence Modes
- ✓ 18°C ~ 40°C set point temperature
- ✓ Automatic & Manual Reverse Cycle Defrost functions
- ✓ Spiral Titanium Tube in PVC Heat Exchanger
- ✓ ABS anti-corrosion Cabinet
- ✓ Global WiFi for your Smart Phone
- ✓ Soft Start
- ✓ TUV Rheinland certified
- ✓ SAA Approved



SPECIFICATIONS

Model	IEco65	IEco125	IEco165	IEco205	IEco250
Operating air temperature (°C)	0~43				
Performance Condition: Air 26°C, Water 26°C, Humidity 80%					
Heating capacity (kW)	7.0	12.5	16.0	20.0	24.0
Power input at 26 C (kW)	0.31-1.12	0.28~2.12	0.47~2.89	0.49~3.66	0.16-4.31
COP	10.3~6.6	11.6~7.0	11.2~7.1	11.8~6.5	11.8~6.5
COP at 50% capacity	9.3	10.1	9.7	10.2	10.2
Performance Condition: Air 35°C, Water 28°C, Humidity 80%					
Cooling capacity (kW)	2.5	/	/	/	/
Sound pressure at 1m (dB(A))	38.8~50.2	42.9~53.0	45.2~56.3	45.3~57.1	45.8~57.8
Sound pressure of 50% capacity at 1m (dB(A))	42.8	48.5	48.7	49.6	50.1
Power supply	230V/1Ph/50Hz				
Fuse (Amps)	10.0	15	20	25	25
Advised water flux (Litres per minute)	33-50	66~100	100~133	133~166	166-200
Fittings (Australian)	50mm				
Refrigerant (Ozone Friendly)	R32	R32	R32	R32	R32
Net Dimension LxWxH (mm)	872x349x654	872x349x654	962x349x654	962x349x754	961x420x758
Net weight (kg)	42	49	60	68	68
Compressor (Twin Rotary)	Twin Rotary GMCC DC inverter				
Heat exchanger	Spiral titanium tube in PVC				
Casing	ABS Plastic				



Inver-Pro

Energy efficient Inverter Series


Summerwave leads the Australian Pool Heat Pump market with Inver-Pro, the first Pool Heat Pump with Full Inverter technology and Class A energy efficiency. Developed to out-perform any other Heat Pump on the market, the innovative Full Inverter control system drives the DC-Compressor and Fan Motor Hz by Hz intelligently adjusting capacity, to meet the heat demand. This automated airflow delivers a highly efficient, quieter operation resulting in a stronger pool heating performance. Designed for the harsh Australia climate, Inver-Pro will heat and cool the pool water to your desired swimming temperature seemly effortless, season after season. Inver-Pro, revolutionising the pool heating industry.

COP up to 15.5



10 Times quieter running

Average sound pressure 46 dB(A) at 1m



WIFI function for remote control



Other Advantages

- ✓ Australia's first Full Inverter Control System Pool Heat Pump
- ✓ Smooth variable power operation
- ✓ Co Efficiency of Performance (COP) as high as 15.5
- ✓ Heats and cools
- ✓ Eco-Friendly R32 Refrigerant Gas
- ✓ Built-in Flow Switches, Pressure & Low/High Temperature
- ✓ Safety Sensors
- ✓ Easy to use, set & forget Controller with LCD Touchpad
- ✓ Smart & Silence Modes
- ✓ As quiet as a Library with 41.3dB at measured at 1m
- ✓ 18°C~ 40°Cset point heating temperature
- ✓ 12°C~ 30°Cset point cooling temperature
- ✓ 12°C~ 40°C Auto Mode for automatic heating & cooling
- ✓ Automatic & Manual Reverse Cycle Defrost functions
- ✓ Twin Rotary Mitsubishi DC Compressor
- ✓ Spiral Titanium Tube in PVC Heat Exchanger
- ✓ ABS anti-corrosion Cabinet
- ✓ Global WiFi for your Smart Phone
- ✓ Soft Start
- ✓ TUV Rheinland certified
- ✓ SAA Approved



SPECIFICATIONS

Model	IPro150	IPro210	IPro270	IPro270T	IPro350T
Operating air temperature (°C)	-7~43				
Performance Condition: Air 26°C, Water 26°C, Humidity 80%					
Heating capacity (kW)	15.0	20.4	27.3	27.0	35.6
Power input at 26°C (kW)	0.23-2.24	3.68	4.50	4.50	6.40
COP	15.5~6.7	14.5~5.7	14.6~6.2	14.6~6.2	14.6~5.5
COP at 50% capacity	10.9	10.2	10.8	10.8	10.3
Performance Condition: Air 35°C,Water 28°C, Humidity 80%					
Cooling capacity (kW)	6.8	9.8	12.1	12.1	16.4
Power Input at 35°C (kW)	1.9	3.3	3.9	3.9	5.15
Sound pressure at 1m (dB(A))	41.3~54.0	40.9~54.2	43.5~54.9	43.5~54.9	42.6~54.7
Sound pressure of 50% capacity at 1m (dB(A))	46	46.4	48.4	48.4	45.8
Power supply	230V/1Ph/50Hz			400V/3Ph/50Hz	
Fuse (Amps)	20	20	25	9	12
Advised water flux (Litres per minute)	83/116	133/166	166/200	166/200	200/300
Fittings (Australian)	50mm				
Refrigerant (Ozone Friendly)	R32	R32	R32	R32	R32
Net dimension LxWxH (mm)	961x340x658	961x420x758	1092x420x958	1092x420x958	1161x530x958
Net Weight (kg)	52	68	90	93	120
Compressor (Twin Rotary)	Twin-rotary Mitsubishi DC inverter				
Heat exchanger	Spiral titanium tube in PVC				
Casing	ABS Casing				



Inver-Pro Vertical

Australia only Turbo Inverter Series

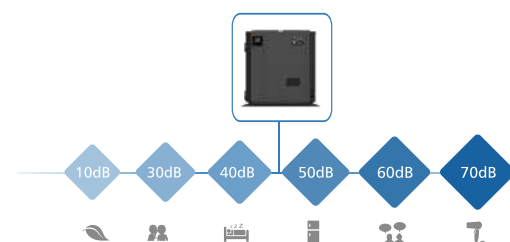
Summerwave have done it again, turning the Pool Heat Pump industry on its head with Inver-Pro Vertical. A small, compact, attractive Pool Heat Pump that has a big punch when the exclusive State-of-the-Art Turbo Boost Function is activated, giving an extra 20% heat capacity to heat faster and cheaper. Inver-Pro Vertical delivers more heat for less electricity and does it in style. Built to suit very small backyards in Silent Mode it is so quiet it can be operating next to a bedroom window. Inver-Pro Vertical, big things come in little packages.

COP up to 15.1

10 Times quieter running

Average 49 dB(A) at 1m

Built-in WIFI for remote control



Other Advantages

- ✓ Australia only Full Inverter Control System Turbo Boost Pool Heat Pump
- ✓ Exclusive to Summerwave Turbo Boost Function giving 20% more heating or cooling capacity
- ✓ Compact size to fit in small spaces
- ✓ Sleek brushed matte black Aluminium-Alloy Cabinet
- ✓ Australia's most attractive looking Pool Heat Pump
- ✓ Co Efficiency of Performance (COP) as high as 16.1
- ✓ Heats & cools
- ✓ Eco-Friendly R32 Refrigerant Gas
- ✓ Built-in Flow Switches, Pressure & Low/High Temperature Safety Sensors
- ✓ Easy to use, set & forget Controller
- ✓ Flush LCD 'buttonless' Touchscreen
- ✓ Turbo Boost, Smart & Silence Modes
- ✓ Almost quiet as a Library with 41.0dB at measured at 1m
- ✓ Operating range, ambient air -7c to +43c
- ✓ 18°C~40°C set point heating temperature
- ✓ 12°C~30°C set point cooling temperature
- ✓ 12°C~40°C Auto Mode for automatic heating & cooling
- ✓ Automatic & Manual Reverse Cycle Defrost functions
- ✓ Twin Rotary Mitsubishi DC Compressor
- ✓ Spiral Titanium Tube in PVC Heat Exchanger
- ✓ Built-In Global WiFi for your Smart Phone
- ✓ TUV Rheinland certified
- ✓ SAA Approved



SPECIFICATIONS

Model	IPV135	IPV172	IPV220
Operating air temperature (°C)	-7~43		
Performance Condition: Air 26°C, Water 26°C, Humidity 80%			
Heating capacity (kW)	13.5	17.2	22.0
Power input at 26°C (kW)	0.23~2.49	0.28~3.3	0.38~4.42
Heating capacity (kW) in Booster mode	16.2	20.5	26.5
COP	14.6~7.5	15.1~7.0	14.6~6.8
COP in Booster mode	6.5	6.2	6.0
COP at 50% capacity	11.5	11.6	11.2
Performance Condition: Air 35°C,Water 28°C, Humidity 80%			
Cooling capacity (kW)	7.5	8.5	11.2
Power input at 35°C (kW)	2.42	3.05	3.9
Sound pressure at 1m (dB(A))	41.5~55.2	43.3~53.9	41.0~54.4
Sound pressure of 50% capacity at 1m (dB(A))	46.6	46.5	46.6
Power supply	230V/1Ph/50Hz		
Fuse (Amps)	16	20	25
Advised water flux (Litres per minute)	83/116	108/141	133/166
Fittings (Australian)	50mm		
Refrigerant (Ozone Friendly)	R32	R32	R32
Net Dimension LxWxH (mm)	776x687x656	776x687x656	776x687x755
Net weight (kg)	65	72	88
Compressor (Twin Rotary)	Twin Rotary Mitsubishi DC inverter		
Heat exchanger	Spiral titanium tube in PVC		
Casing	Aluminum-alloy		



Inver-X

The Award-Winning series

Australia's favourite Pool Heat Pump winning Gold for SPASA National Sustainable Product Industry Award. Inver-X offers TurboSilence optimised on the basis of Full-Inverter Technology. This perfectly balances the DC Compressor Control & Heat Exchange Technology creating Turbo performance and Silence operation second to none. The heating capacity of Inver-X is astonishing at 32kw single phase and 40kw three phase. There is no other Pool Heat Pump on the Australian market that compares to Inver-X. Quiet, efficient, attractive, eco-friendly, compact, durable, all paired with the very latest in cutting edge technology. Inver-X delivers optimal heat at minimal power consumption all while being a feature of your back yard.

COP up to 16.3

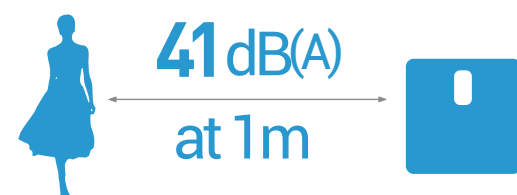


Built-in WIFI for remote control



Average 15 Times quieter

Average sound pressure 41 dB(A) at 1m



The Award-Winning Inver-X



Other Advantages

- ✓ Australia only Full Inverter Control System Turbo Boost Pool Heat Pump
- ✓ Exclusive to Summerwave Turbo Boost Function giving 20% more heating and cooling capacity
- ✓ Four single phase models up to 32kw heat capacity, the largest in Australia
- ✓ Up to 40KW heat capacity with a three-phase power requirement
- ✓ Compact size to fit in small spaces
- ✓ Sleek brushed matte black Aluminium-Alloy Cabinet
- ✓ Smart Hexagon top venting grill designed for Australia's love of a leafy back yard
- ✓ Co Efficiency of Performance (COP) as high as 16.3
- ✓ Heats and cools
- ✓ Eco-Friendly R32 Refrigerant Gas
- ✓ Built-in Flow Switches, Pressure & Low/High Temperature Safety Sensors
- ✓ Easy to use, set & forget Controller
- ✓ Flush LCD 'buttonless' Touchscreen
- ✓ Turbo Boost, Smart & Silence Modes
- ✓ Quieter than your Fridge with 41.0dB at measured at 1m
- ✓ Operating range, ambient air -15c to +43c
- ✓ 18°C~40°C set point heating temperature
- ✓ 12°C~30°C set point cooling temperature
- ✓ 12°C~40°C Auto Mode for automatic heating & cooling
- ✓ Automatic & Manual Reverse Cycle Defrost functions
- ✓ Twin Rotary Mitsubishi DC Compressor
- ✓ Spiral Titanium Tube in PVC Heat Exchanger
- ✓ Built-In Global WiFi for your Smart Phone
- ✓ TUV Rheinland certified
- ✓ SAA Approved



SPECIFICATIONS

Model	IXCR46V	IXCR56V	IXCR66V	IXCR80V	IXCR110VT
Operating air temperature (°C)	-15~43				
Performance Condition: Air 26°C, Water 26°C, Humidity 80%					
Heating capacity in Smart mode (kW)	14.5	18.0	23.0	27.5	35.0
Power Input at 26°C (kW)	0.18~2.61	0.23~3.31	0.30~3.80	0.34~4.92	0.44~6.06
Heating capacity in Turbo mode (kW)	17.5	21.5	27.0	32.0	40.0
COP	16.1~6.7	16.0~6.5	15.3~7.1	16.3~6.5	16.0~6.6
COP at 50% capacity	12.1	12.0	11.6	11.5	11.4
Performance Condition: Air 35 °C,Water 28 °C, Humidity 80%					
Cooling capacity (kW)	7.1	8.2	12.0	14.0	16.5
Power Input at 35 °C (kW)	1.79	2.23	3.11	3.86	4.01
Sound pressure at 1m (dB(A))	42.2~48.6	43.1~52.1	41.0~52.9	43.6~53.8	42.8~54.0
Sound pressure of 50% capacity at 1m (dB(A))	44.3	45.2	45.3	46.7	46.9
Power supply	230V/1Ph/50Hz			400V/3Ph/50Hz	
Fuse (Amps)	19.0	22.5	25.5	28.5	15.0
Advised water flux (Litres per minute)	66~100	108~141	133~166	166~200	200~300
Fittings (Australian)	50mm				
Refrigerant (Ozone Friendly)	R32	R32	R32	R32	R32
Net Dimension LxWxH (mm)	710x775x693	710x775x693	710x775x743	729x955x943	845x955x943
Net weight (kg)	71	77	95	110	141
Compressor Type (Twin Rotary)	Twin Rotary Mitsubishi DC-inverter				
Heat exchanger	Spiral titanium tube in PVC				
Casing	Aluminum-alloy				